



I'm not robot



Continue

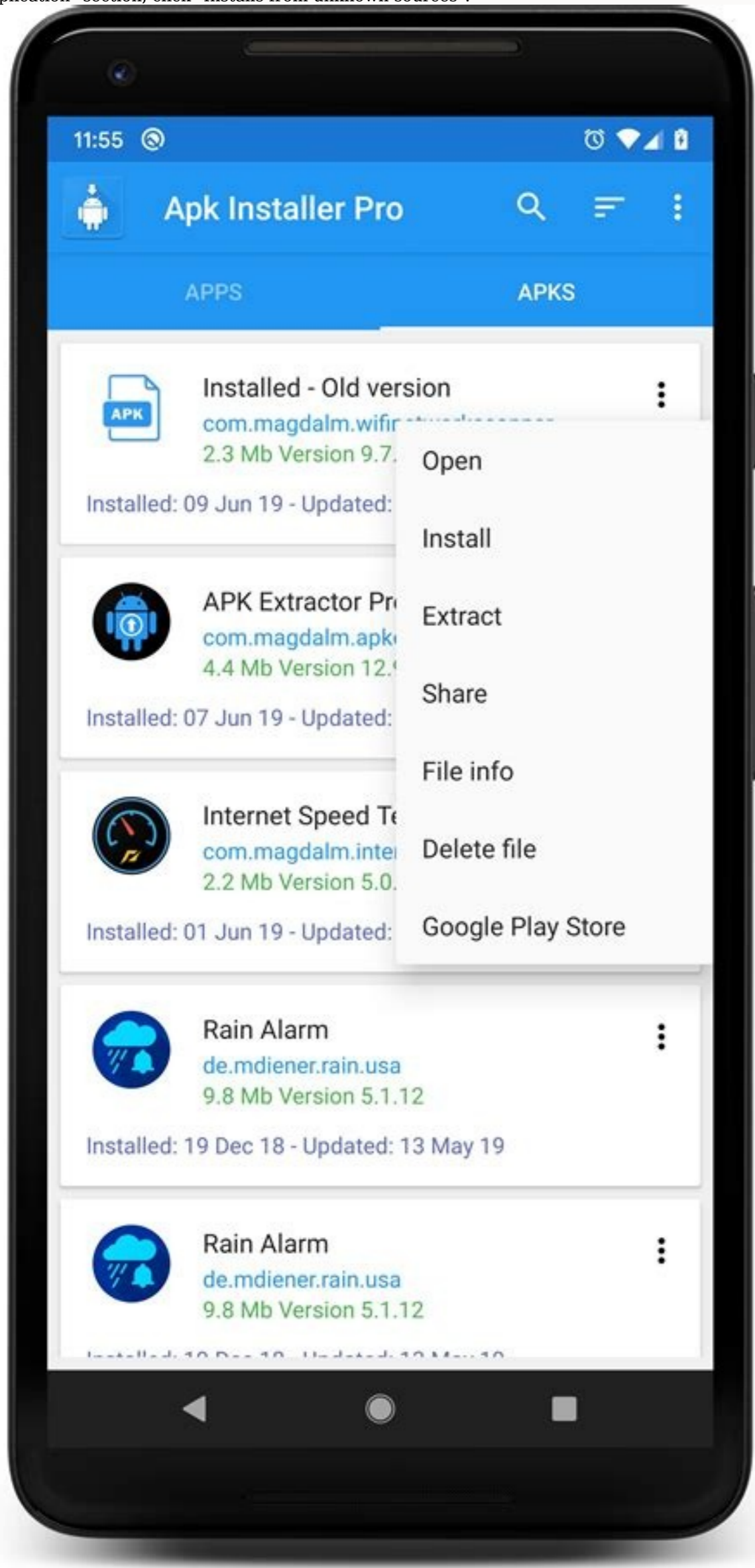
How to allow install apk

How to allow android to install apk. Why won't an apk install. How to install apk installer. How to allow apk install xiaomi. How to allow apk install on family link. How do i enable an apk install.

If a security warning is displayed when installing the app, don't worry, you may need to change your phone settings to Android. Author: Alexander. Updated more than a week ago. If you have an Android phone, you download apps to your device basically from the Google Play store. However, third-party applications also offer Android applications as APK download and installation. Installing the APK file in Android is easy, but some settings must be made before installing the APK. First, you need to prepare the device settings for installing a file of APK of third-party sources. Second, download the APK file to the Android smartphone. Finally, open the downloaded APK file and install it on the device. What is APK? Before discussing how to install the APK file on the Android smartphone, let's look at the brief description of the APK file: APK is a short form of Android Package Kit.



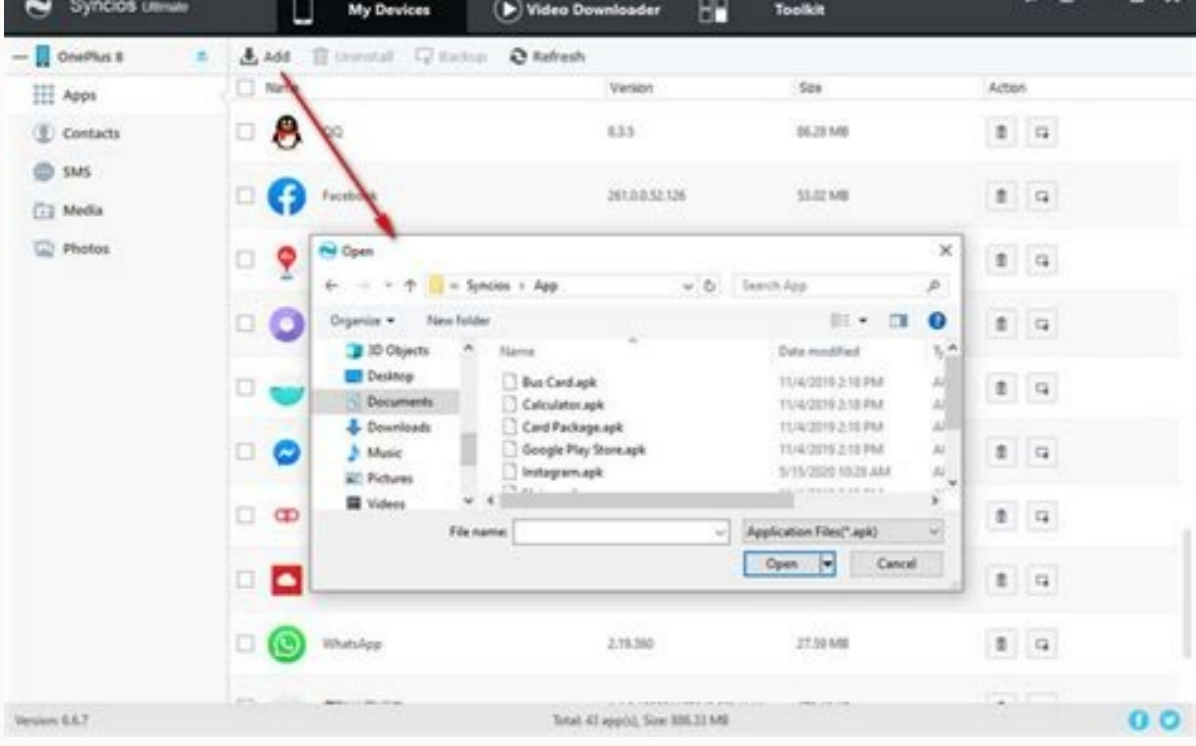
It is a package format used by Android to distribute and install applications on Android devices. It resembles the .exe file used to install software on Windows PC and Package Installation Program (PKG) for Mac. Downloading applications from APK is sometimes leaked applications that adapt your Android environment or other Android applications that are not uploaded to Google Play for some reason. If you download or receive an APK online file, you will receive the application installer to your Android device. Why use APK file? If you have already installed the app in the Google Play store, this task accidentally installed it on your Android device. Click the Green Installation button, the APK file is automatically uploaded from the Google Play store to your Android mobile and starts for you. The best pages for downloading APK files many online sources offer APK files, but be careful to choose a reliable website. Some APK files may contain dubious software that can endanger your phone security. Always tryDownload and install any app outside of the Google Play Store on your device. According to users, some of the reliable sites to download APK files are Apkmirror.com, Apkpure.com, aptoid.com, etc. But before you download and install APK from any site, please check the reviews and comments of some users. However, AkpMirror is one of the safest and most reliable sites to download APK files to your device. APKMirror monitors files to prevent installation of malware that targets non-APK files, but not all sites provide this feature. You can also visit ApkPure to download and install APK files. The security of your device and your data is a priority of these sites, so you can download APK files without worrying about malicious viruses and files. How to install an APK on an Android device Before installing an app using an APK file other than the Google Play store, you need to make sure that the installation of third-party apps is allowed in your Android phone settings. It can be controlled from the Security tab or from the Settings menu. Typically, this setting specifies installation from unknown sources or allows installation from a third location. However, the latest versions of Android phones are slightly different. For Android 8 and later, the options (settings) may vary slightly depending on the version or model of the device. On third party devices: 1. Go to "Device Settings" 2. Click "Security (and Privacy)" 3. In the "Install Application" section, click "Installs from unknown sources".



4. Select your favorite browser (eg Google Chrome or Mozilla Firefox) with which you want to download APK files. 5. Turn on the "Enable/Disable" button that allows you to install applications. On Samsung devices: 1. Launch phone settings. 2.



Go to Biometrics & Security and tap unknown apps. 3. Choose your favorite browser (Samsung Internet, Chrome or Firefox) to download APK files. 4. Turn on the switch to install apps. For previous versions of Android 8. Launch device settings 2.



TapSecurity. 3 makes it easier to find the APK file on the smartphone so that you can launch and install it.

There are several Android file manager applications that you can find in the Google Play Store.

Download any of them you prefer more and this app will search for the APK file when you send it to your phone. The easiest way to download Android APK installer. One of the easiest ways to install APK file to Android is by downloading installation files using Android. 1. After finding the best websites offering APK files for Android, you will see a link to download this specific APK. Save this file in your phone. You can see the warning messages "This type of file may damage your device", accept it. 2. Click OK to continue. 3. If your device browser cannot open you immediately after downloading, open the installed file manager and access the downloaded folder. 4. Install the APK file you downloaded. If invited, authorize the requested request. Now click on the installation. 5. After installing the application, you will see the confirmation and the app will be visible in the list of installed applications. How to install APK files from your computer from your computer. Visit the website on your computer that provides Android APK files, find APK files and download them to your computer. Make sure you have third-party app installation enabled on your Android device (discussed above). Now connect the Android device to your computer using the USB cable. When connecting an Android device to a computer, the question may arise when you want to charge your phone or connect to support or files. Choose File Transfer. Locate a phone folder on your computer. It could be your computer phone name below. "Weat the windows.

Copy the downloaded APK file from your computer to your Android device in a folder of your choice. Go to the File Manager app to know the location of the APK file on your Android device. Once you find the APK file, tap on it to install it.

Newer versions of Android devices create activities a little differently. Instead of customizing your device to install APKs from unknown sources, provide a feature that allows your browser or file manager to install APKs on your device. If you have an Android device, you've probably come across APK files and wondered what they are.

Note that this is necessary if you start downloading apps before moving, or if you want to customize your Android experience more than would be possible with the Play Store. In our guide, you will learn what APK files are, how to download them and finally install them. ANA Android Package Kit (APK for short) is a file format used by the Android operating system to distribute and install mobile applications. Just like Windows (PC) systems use an .exe file to install software, APKs do the same thing Android does. When you download an APK online, you basically get an app. Most users get apps from the Google Play Store and never see the word APK. However, there are times when they prefer to do something else. In 2021, Google began allowing APK files to be phased out of the Play Store and replacing them with the more flexible AAB format. However, since AAB files are created on a customer-specific basis for each device, installation requires different steps. How can I install AAB files on my Android smartphone? Why should I install an APK file? APKs containing new versions of Android are often leaked ahead of time, giving you quick access to all the cool new features you wouldn't otherwise have access to. Also, some apps are restricted to regions outside of these. Program updates may be availableAutomatic arrival time by plane. After purchasing the latest APK package, you can go to the queue. Or you don't even have a specific application after an update and you want to install the old version. And if your Android device does not have enough access to the Google Play APK store, this may be the only option to install the application on the device. Be careful, but you don't want to download stolen applications.

Some APK services allow you to download pirate applications. This is illegal and should be avoided. Even worse, broken APK files can contain malware because many thought they were receiving early versions of Fortnite to Android, which were found before they made a mistake. Before you start charging, make a discernment so as not to break the law or pollute your equipment. How to install APK on an Android device you can install APK files on your smartphone or Android tablet directly from the browser. Just open the browser, find the APK file you want to download, and click it. Downloading should be visible on the upper device bar. After loading, open the download folder, click the APK

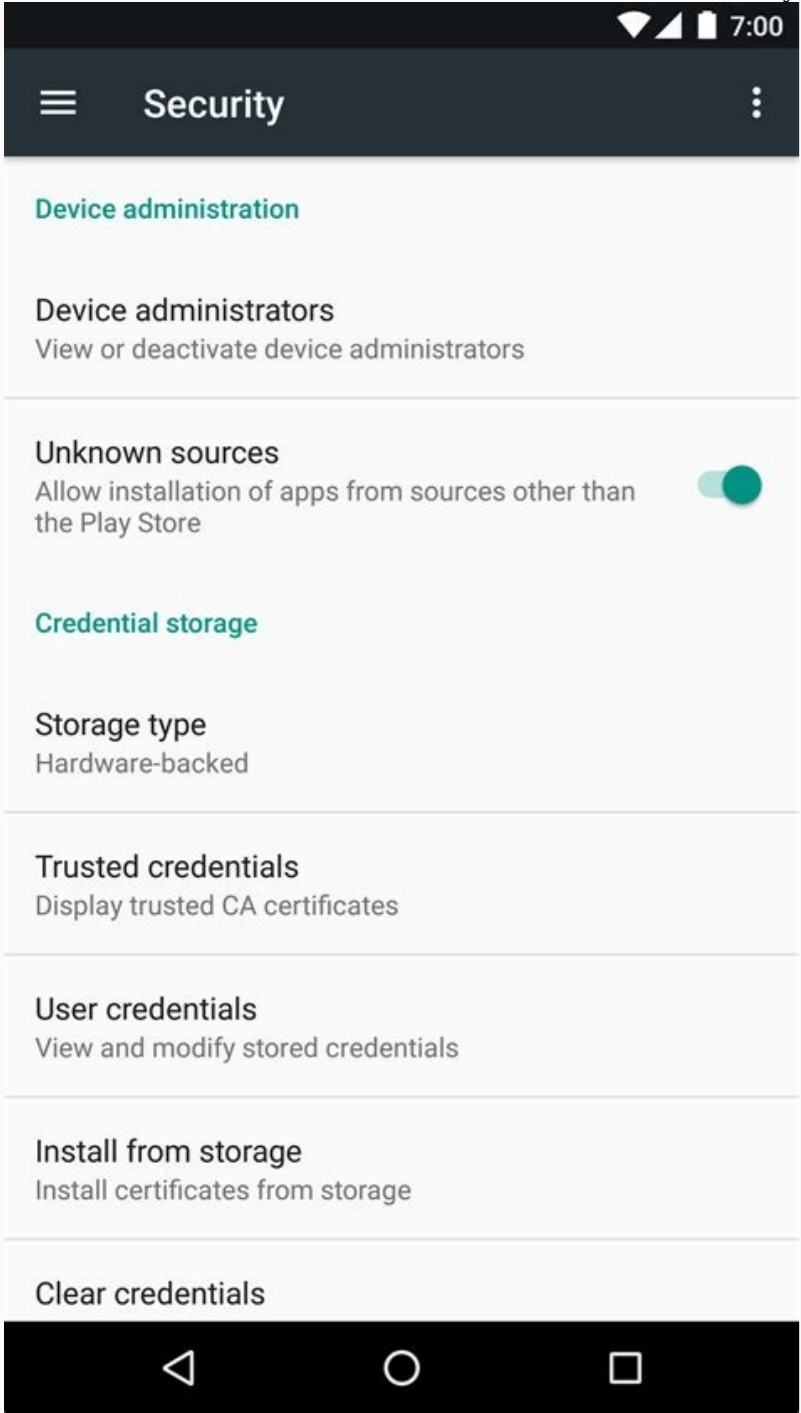
and click "YES" when it is unpacked. The application will start installation on your device. Simple. How to install APK files on computers You don't need a smartphone to download and install APK files. You can also do it on your desktop computer. It works like this. First of all, the best alternative Android applications, you need to find the desired APK file. Search the APK file on the internet and download it to the right place on your computer (for example to the desktop).

During the first installation from a source other than Google in newer versions of Android, you will see a similar prompl. / © Nextpit If you want, you can also download the file management application to easily find files on an Android device. We recommend our favorite file managers on our list of the best android file browsers.

After downloading the APK file to the computer, connect a device with AndroidAt this point, you may be asked if you want to charge your phone or plug it in as a "media device". Select Media device (file transfer on some phones). Then find the phone folder on your computer. This will be in My Computer or Computer (on a PC) in Windows. Copy the

APK file to the selected folder on your Android smartphone.

You should now be able to find the location of the file in the My Files folder on your device.



Open the file manager, find the APK file, tap it and click install. Note. If this is your first time using File Manager to install an APK file, Android will ask you to allow the app to install unknown apps (or apps from unknown sources), e.g. that is, those that are not downloadable from the Play Store. Follow the onscreen instructions to allow the app to do this, as shown in the screenshot above. Congratulations, that's all! Just open it from your smartphone and make sure it works properly. If not, repeat the process with another APK file. You may need to try another APK site. Installing apps outside the Google Play Store If your smartphone's operating system version is older than Android 8.0, you need to change your system settings to install apps not downloaded from the Play Store: Open the Settings app. . Click Security. Turn on the Unknown sources switch to allow your phone to install apps from sources other than the Google Play Store. Do you download APK files? Which would you recommend? Write us in the comments! Best APK Download Sites There are many APK file sources on the internet, but make sure you choose a site you trust. Some APK files may contain malicious software (malware) that can compromise your phone's security. You'd better be careful before downloading or installing any apps outside the Play Store. As a general rule, APK files from trusted sites like the ones listed here are safer to download than fromHowever, read some user reviews and comments before downloading or installing any APK. APK files allow you to get versions of applications that are not yet available on Google Play. / © Nextpit (Screenshot) ApMirror is generally considered the safest option. They are now owned and operated by Android Police.

These guys know what they're talking about.

Apppure is another good option. Security on this site is a priority and you can download APKs without worrying about spyware and viruses. Finally, Aptoide is a good APK source. After all, it has over 200 million users. Read more about: Topic: